


# UFO LED HIGH BAY LIGHT



**MODEL NO.: CET-121**

50W/100W/150W/200W/240W/300W

**SKD  
OPTIONAL**

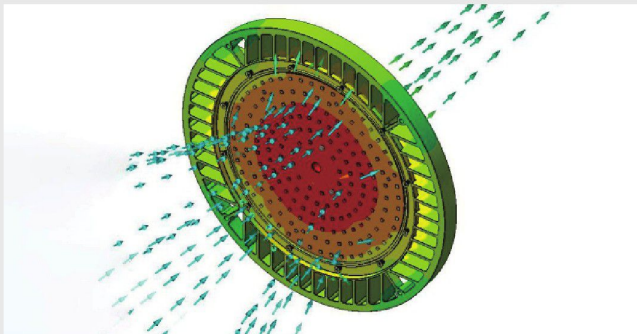


OVERVIEW

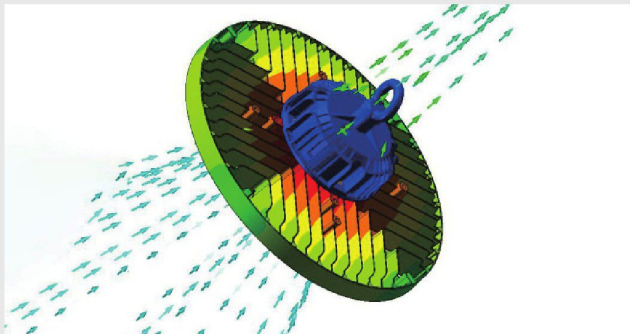


THERMAL MANAGEMENT

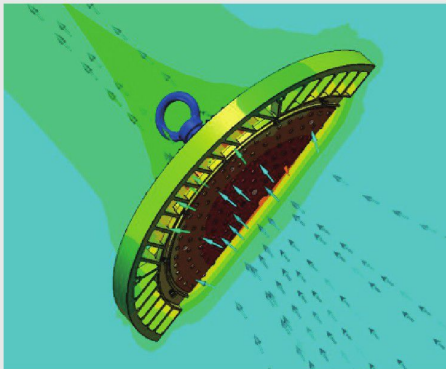
Structure is optimized by advanced FEA technology. Achieving longer lifespan at best cost-efficiency.



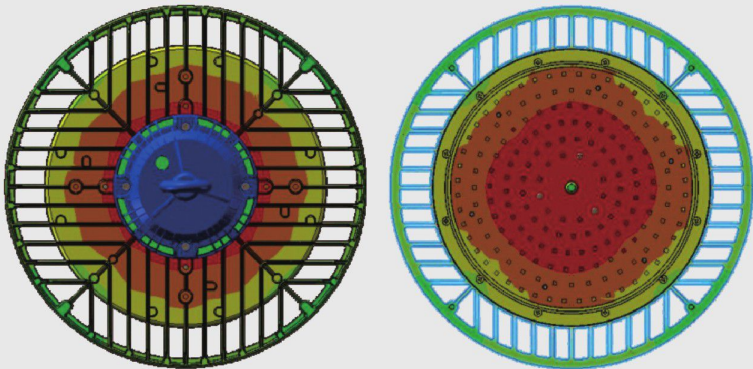
Thermal Air Convection



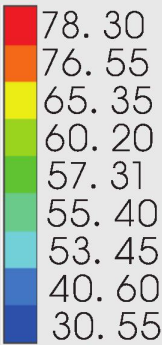
Thermal Air Convection



Thermal Effects to Air



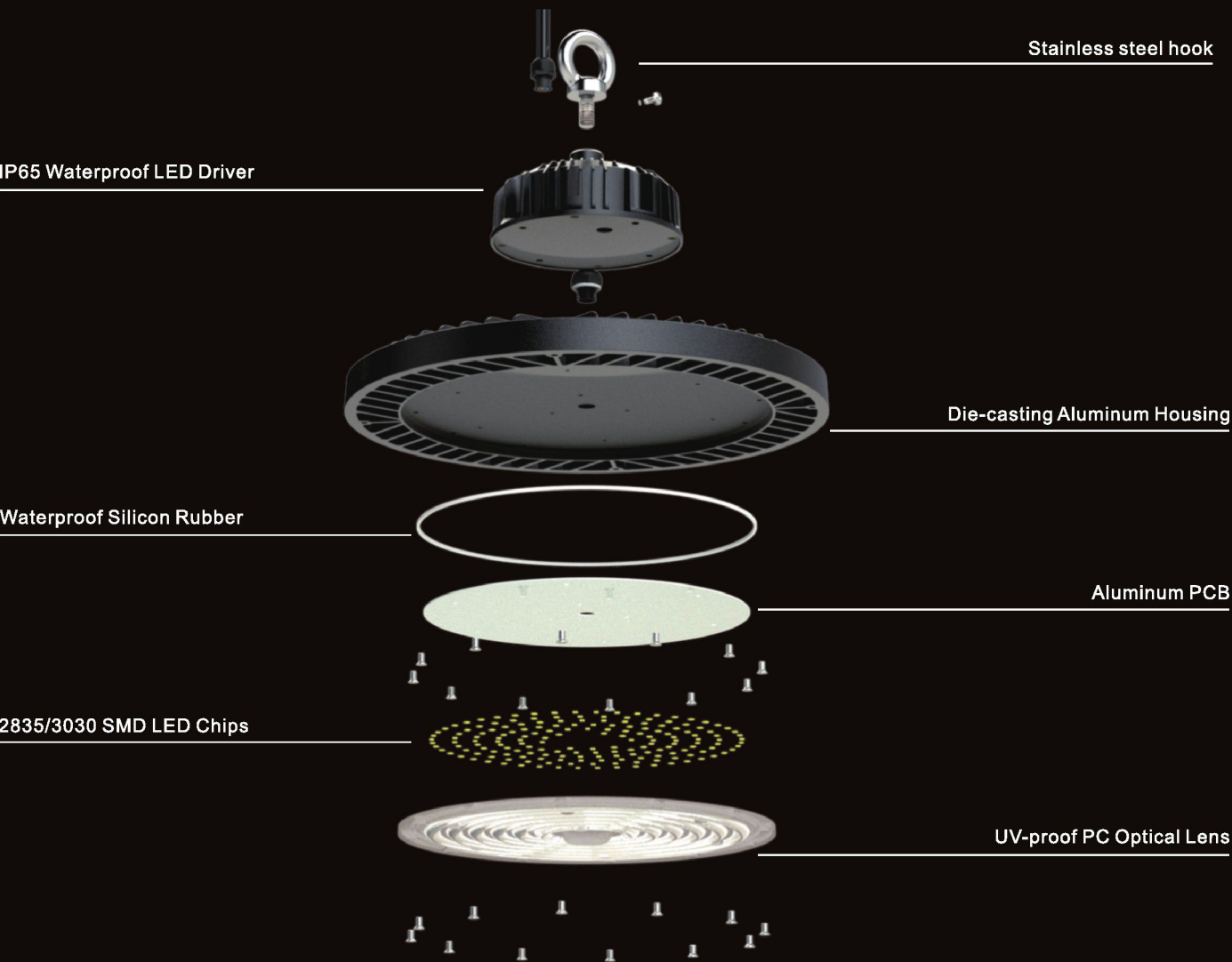
Thermal Conductivity



Unit: °C



**EXPLODED**



**OPTIONAL REFLECTOR**



## APPLICATIONS


Widely Applicable to IP65 waterproof design, suitable for indoor and outdoor places such as warehouses, sports centers, logistics centers, supermarkets, railway stations, etc. Optional with U type bracket or suspension hook.



DOB Version




Driver Version




121A  
Point Lens



121B  
Annular Lens



121C  
Transparent Lens



121D  
DOB Linear lens

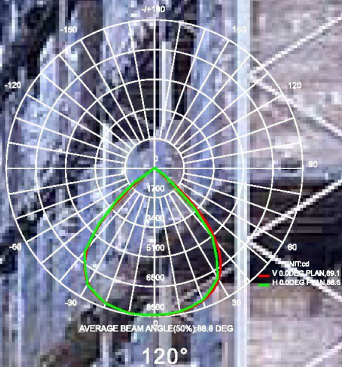


OPTICS


Tech. Support: Tell us the room length, width and the usage. We have engineer team to respond the DIALUX simulations for lights quantity calculation and effects.  
Files are available upon request.

150W LX-distance diagram

LIGHTING DISTRIBUTIONS




Flux out : 12532 l m



Note: The Curves indicate the illuminated area and the average illumination when the luminaire is at different distance.

## SPECIFICATIONS



## PARAMETERS

### Point Lens

Model	CET-121A	CET-121A	CET-121A	CET-121A	CET-121A
Lamp Power	50W	100W	150W	200W/240W	300W
LED Qty	120pcs	120pcs	180pcs	240pcs	400pcs
Pole Diameter	Φ250mm	Φ250mm	Φ300mm	Φ345mm	Φ400mm
Material	Die-cast Aluminium+PC Lens, Shine angle 90 or* 120°				
Lamp Flux	100-120LM/1W; 130-140LM/1W				
LED Color	3000-3500K; 4000-4500K; 5000-5500K; 6000-6500K				
IP Grade	IP65				
CRI	Ra>70				
Life Time	50000H				
SPD	4KV-6KV				
Input Voltage	AC85-305V				
Body Color	Black or Grey				
Certificate	BIS ,SASO ,CE-LVD-EMC,RoHs ,IES ,TUV, EAC, ISO9001, SAA, Intertek TIR				

### Annular Lens

Model	CET-121B	CET-121B	CET-121B	CET-121B	CET-121B
Lamp Power	50W	100W	150W	200W/240W	300W
LED Qty	160pcs	160pcs	240pcs	320pcs	400pcs
Pole Diameter	Φ250mm	Φ250mm	Φ300mm	Φ345mm	Φ400mm

### Transparent Lens

Model	CET-121C	CET-121C	CET-121C	CET-121C	CET-121C
Lamp Power	50W	100W	150W	200W	240W
LED Qty	160pcs	160pcs	240pcs	320pcs	320pcs
Pole Diameter	Φ250mm	Φ250mm	Φ300mm	Φ345mm	Φ345mm

### Linear lens


Model	CET-121D	CET-121D	CET-121D
Lamp Power	100W	150W	200W
LED Qty	120pcs	180pcs	240pcs
Pole Diameter	Φ250mm	Φ300mm	Φ345mm
Lamp Flux	100-120LM/1W		
SPD	4KV		
Input Voltage	AC165-265V or AC100-130V		

## PACKING DETAILS

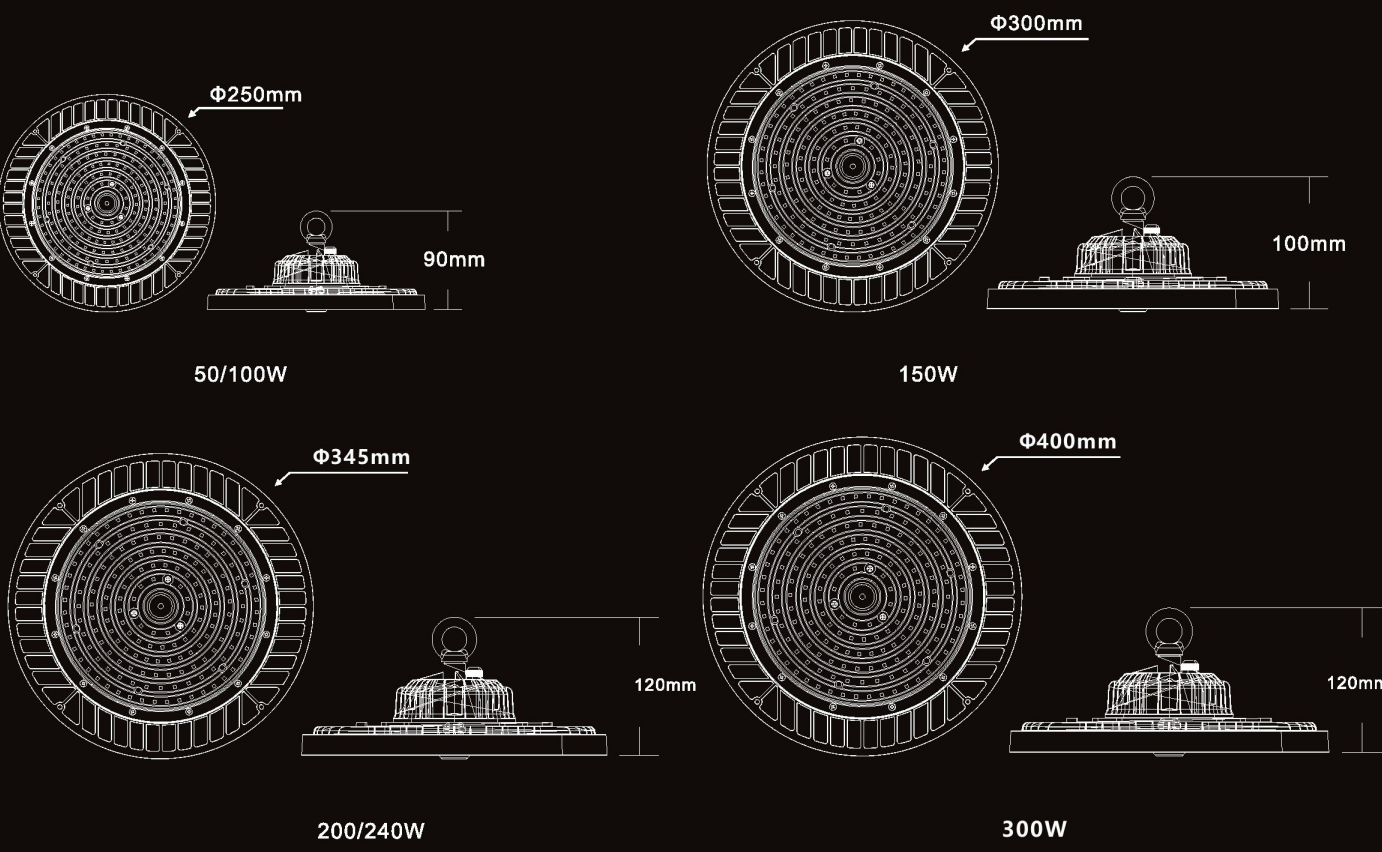
Lamp Power	Packing Size(CM)	PCS/CTN	CBM	20' GP/PCS	40' GP/PCS	40HQ/PCS
50W/100W	53.5*26.5*55	8	0.078	2800	5840	6880
150W	63.5*39*32.5	6	0.081	2010	4260	4992
200W/240W	56*37*38	4	0.079	1368	2900	3400



**INSTALLATION METHODS**



**DIAGRAMS**





## Features

1. AC85-305V / AC165-265V
2. Famous brand 2835/3030 1W SMD light source.
3. Die-casting aluminum body.  
Anti-corrosion powder painting.
4. IP65 Waterproof for outdoor use.
5. 3 or 5 years warranty optional.
6. Export certificates are available.

## PACKAGING



## CAUTIONS:

1. Installation must be done by professional electricians .
2. Do NOT take apart the product. It may be dangerous.
3. Do NOT stare at the light with naked eyes. It is harmful to eyes.
4. For outdoor lighting, waterproof measurements must be done for the cable terminals.

## WARRANTY:

1. All UFO LED high bay lights are warranted by the manufacturer to be free of defects in material and workmanship for 3 or 5 years( as per sale contracts).
2. Warranty becomes void if the products is modified, improperly installed or used, damaged by accident or neglect, or if any parts are improperly installed or replaced by the user.
3. During the warranty time, if the products fails at normal environment and applications, we should decide by our own to repair or replace without any charge.